

Welcome to Ferry Meadows Country Park

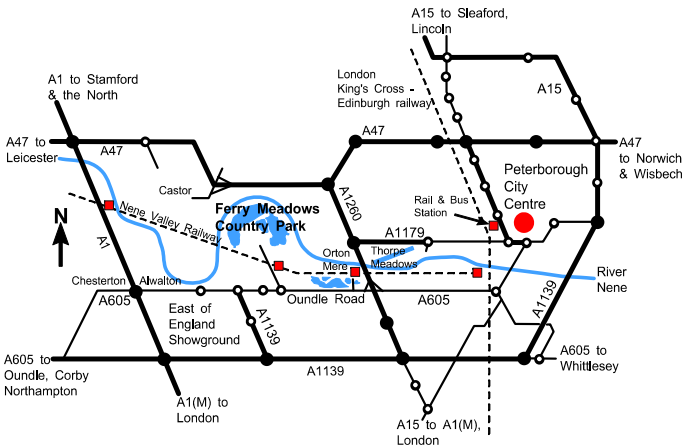
Ferry Meadows was created as part of the expansion of Peterborough and opened in 1978, forming the focal point of the larger Nene Park which stretches 6 miles along the valley of the river Nene to the west of Peterborough.

Nene Park and Ferry Meadows in particular provide marvellous opportunities for outdoor recreation and informal activities. Within Ferry Meadows there are lakes, meadows and woodland, plenty of open space for games and miles of marked routes to explore by foot, bicycle and horseback. The extensive network of routes within Ferry Meadows links with routes in Nene Park, providing access to the city and to the surrounding countryside. A section of the Nene Way, a long distance footpath along the river Nene, runs through the Park as does the Green Wheel a footpath, bridleway and cycleway network around and into the city.

How to reach the Park

Ferry Meadows lies 3 miles west of Peterborough and just two miles east of the A1.

By car: follow the brown tourist attraction signs for **NENE PARK**; Ferry Meadows is signposted on Oundle Road. A frequent bus service from the Queensgate Shopping Centre bus station in the city centre stops on Oundle Road, near the main entrance to Ferry Meadows. (enquiries - Tel Travel Line 0870 6082608).



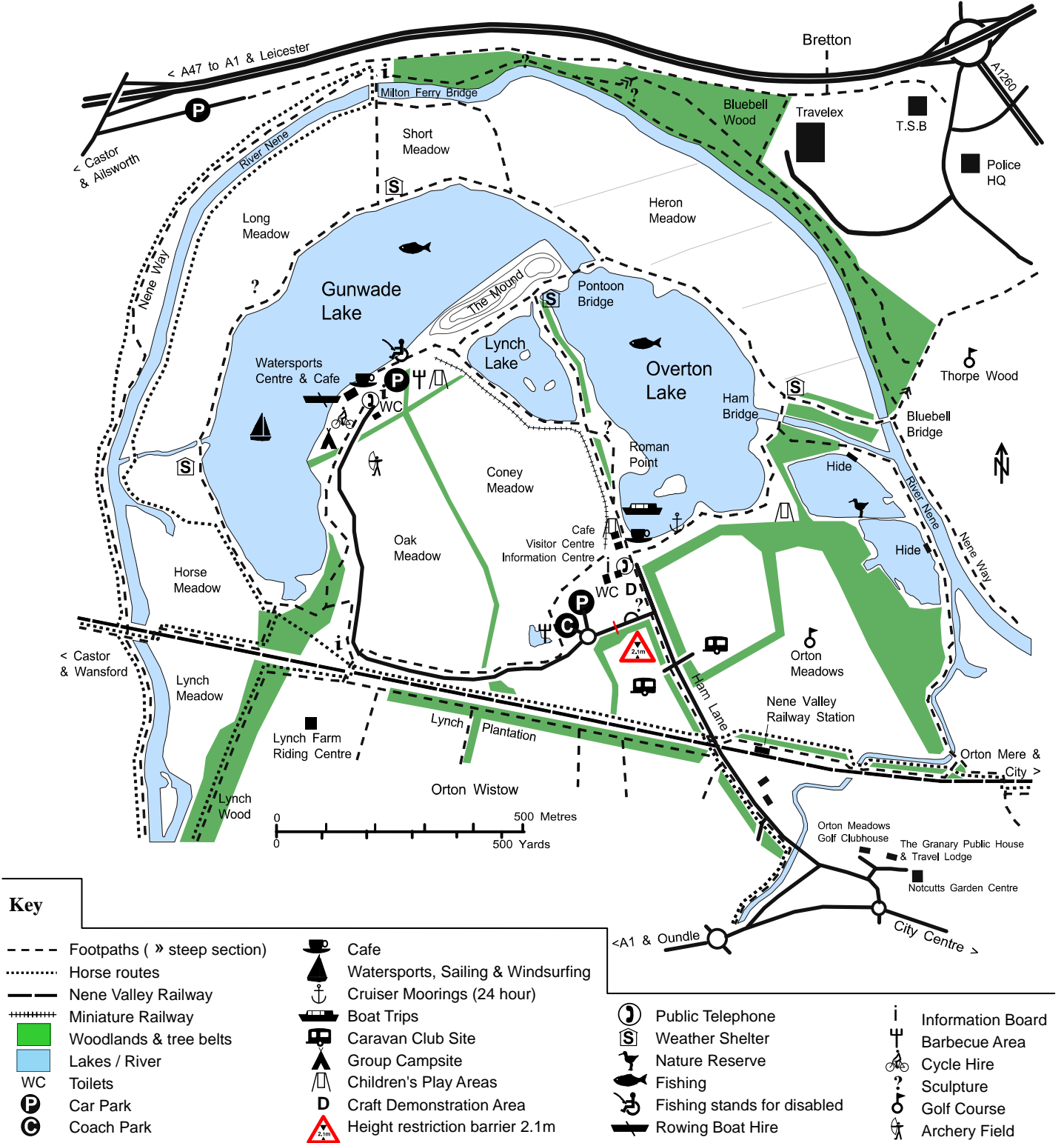
For more information about Ferry Meadows and Nene Park and for general enquiries please contact:

Nene Park Trust, Ham Farm House, Ham Lane
Peterborough, PE2 5UU

Tel (01733) 234193

Fax (01733) 361342

E-mail visitor.services@neneparktrust.org.uk



Facilities

Ferry Meadows is open all year for walking, cycling and informal recreation. Most of the facilities operate at weekends from Easter to October and most days in school holidays in the summer; some operate for most of the year. It is worth checking in advance if you are visiting to do specific activities. Those marked * may be affected by the weather.

The Visitor Centre has a display depicting the history of the Park and the wealth of wildlife that it encourages and supports. The shop has a good selection of gifts and souvenirs.



The Watersports Centre is open to all and provides dinghies and sailboards for hire, launching facilities for visitors' craft and boards, tuition and courses leading to R.Y.A certificates or to customers requirements. There is also a windsurfing shop, chandlery, rowing boats* & cycle hire. Lakeside Leisure 01733 234418



One of the Caravan Club's most popular all year round sites is located in Ferry Meadows and is open to non members. 01733 233526



Two group campsites are available for organised groups such as Scouts, Guides and schools 01733 234193



Coarse fishing is available during the season on Gunwade and Overton lakes from marked pegs, with day tickets available from the Peterborough & District Angling Association bailiff on the bank. There are fishing platforms for disabled anglers on Gunwade lake next to the car park at the Watersports Centre. 01733 575606



A specially created wetland nature reserve has two hides overlooking it, providing marvellous opportunities for observing wildlife, particularly wildfowl and waders.



For younger visitors' enjoyment there are three well equipped play areas.



Another popular attraction with families is the miniature railway 01933 398889



Take a relaxing boat trip around the Lake 0845 6448633



For a more active way of exploring the Park there is a fixed point orienteering course; details are available from the Information Centre and Visitor Centre.



There are two cafes serving snacks and drinks where you can relax and appreciate the scenery.

Visitor Centre Café 01733 234493
Watersports Café 01733 370293



You can picnic almost anywhere in the Park. There are permanent barbecue stands for visitors to use and enjoy.



The Park caters for the needs of disabled visitors with separate toilet facilities and wheelchair access to all buildings. Most paths within the central area, bounded by the river and Nene Valley Railway, are hard surfaced and suitable for push chairs and wheelchairs. Electric scooters and wheelchairs are available for loan, but please telephone in advance to ensure one will be available when you visit.



Baby changing facilities are available in both toilet blocks (disabled persons cubicle) and in the customers toilets in both cafes.

Using Ferry Meadows

To increase your and other visitors enjoyment

- Leave no litter
- Keep your dog under close control and scoop the poop.
- Respect wildlife, plants and trees

The lakes and river are deep and the water is untreated.

DO NOT SWIM OR PADDLE - it is dangerous.

Rangers and other staff will be pleased to help you and to answer any questions you may have. Please follow their advice.

In an emergency outside office hours the duty Ranger can be contacted on 07860 308081.



Please be aware there is a 2.1m height restriction barrier across the entrance to the park. For opening please contact the duty Ranger



Admission is free but there is a charge for car-parking at weekends and Bank holidays from Easter or April 1 to the end of October. Annual season tickets are available. Orange/Blue badge holders park free at all times.



Coaches park free at all times.



There are free overnight (24 hour) moorings on Overton lake for cruisers entering Ferry Meadows from the river.

There is a programme of walks, talks, craft demonstrations and special events. These are described in the "Out and About" section in the "Park Life" newsletter which is available from the Visitor and Information Centres, or by post (s.a.e please).


Ferry Meadows and its facilities can be made available to organisations and promoters for events. The Visitor Services Officer will be pleased to discuss organisers' requirements.

Other useful telephone numbers in Nene Park

Orton Meadows Golf Course / Pitch & Putt	01733 237478
Thorpe Wood Golf Course	01733 267701
Lynch Farm Riding Centre	01733 234445
Peterborough City Rowing Club	01733 341333
Nene Valley Railway	01780 784444

Ferry Meadows Country Park

www.neneparktrust.org.uk
Tel 01733 234193



 **Nene Park Trust**
PETERBOROUGH

Nene Park Trust is a Registered Charity